



MLV15-6/48/95

Reflection light beam switch

MLV15-6/48/95

with M8, 4-pin metal connector



- ◆ Detection range up to 4 m
- ◆ Small dimensions
- ◆ Integrated signal converter
- ◆ Protection degree IP67
- ◆ Adjustable time functions
- ◆ Light adjuster

General specifications

Effective detection range	200 ... 2000 mm
Reflector distance	100 ... 2000 mm
Threshold detection range	4000 mm (with H60 reflector)
Light source	IRED
Approvals	CE, cULus
Reference target	H60 reflector
Light type	infrared, modulated light
Diameter of the light spot	120 mm at 2000 mm detection range
Angle of divergence	approx. 4 °
Ambient light limit	80000 Lux

Indicators/operating means

Function display	LED yellow, lights up when light beam is free, flashes when falling short of the stability control
Operating elements	sensitivity adjuster
Operating elements	Time adjuster : GAB, adjustment range 0 ... 10 s

Electrical specifications

Operating voltage	10 ... 30 V DC
Ripple	10 %
No-load supply current I ₀	25 mA

Output

Output of the pre-fault indication	1 pnp, inactive when falling short of the stability control
Switching type	light/dark switching
Signal output	2 npn antivalent, short-circuit proof, protected against reverse polarity
Switching voltage	max. 30 V DC
Switching current	max. 200 mA
Switching frequency f	1000 Hz
Response time	0.5 ms
Timer function	Output 1: off-delay; output 2: energising delay; adjustment range 0 ... 10 s

Standard conformity

Standards	EN 60947-5-2
-----------	--------------

Ambient conditions

Ambient temperature	-20 ... 60 °C (253 ... 333 K)
Storage temperature	-20 ... 75 °C (253 ... 348 K)

Mechanical specifications

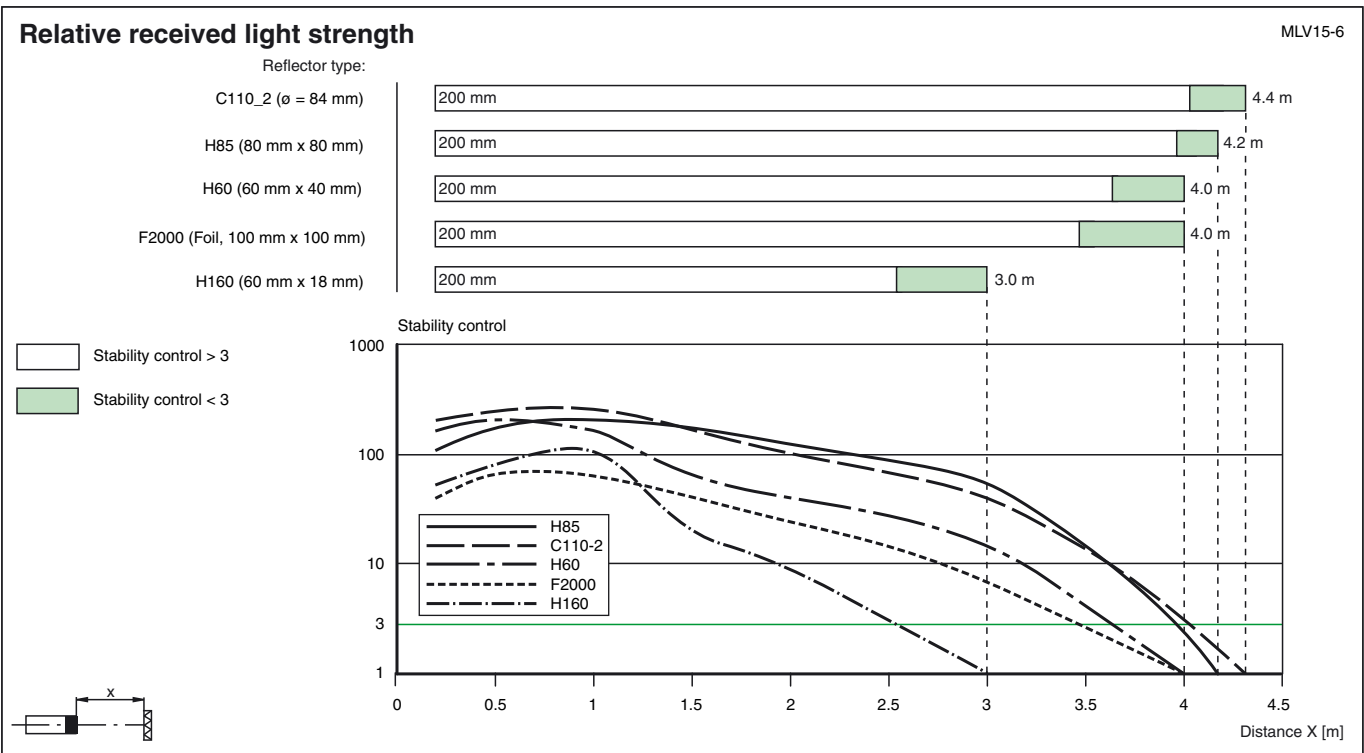
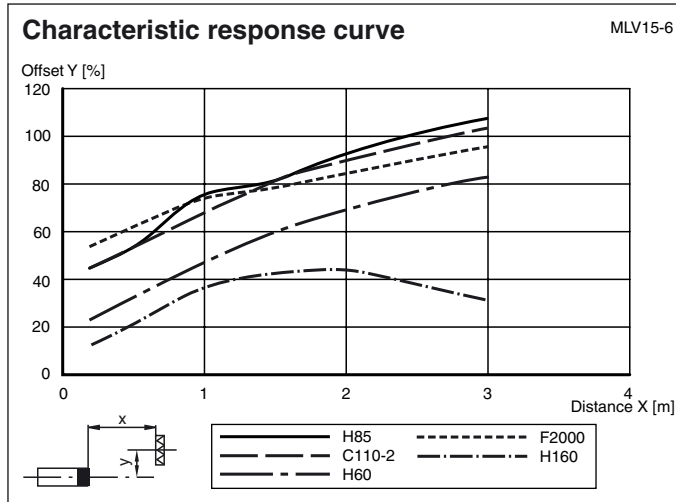
Protection degree	IP67
Connection	M8 connector, 4-pin
Material	
Housing	ABS
Optical face	plastic
Mass	15 g

Release date: 2005-05-04 12:32 Date of issue: 2005-07-04 418956_ENG.xml



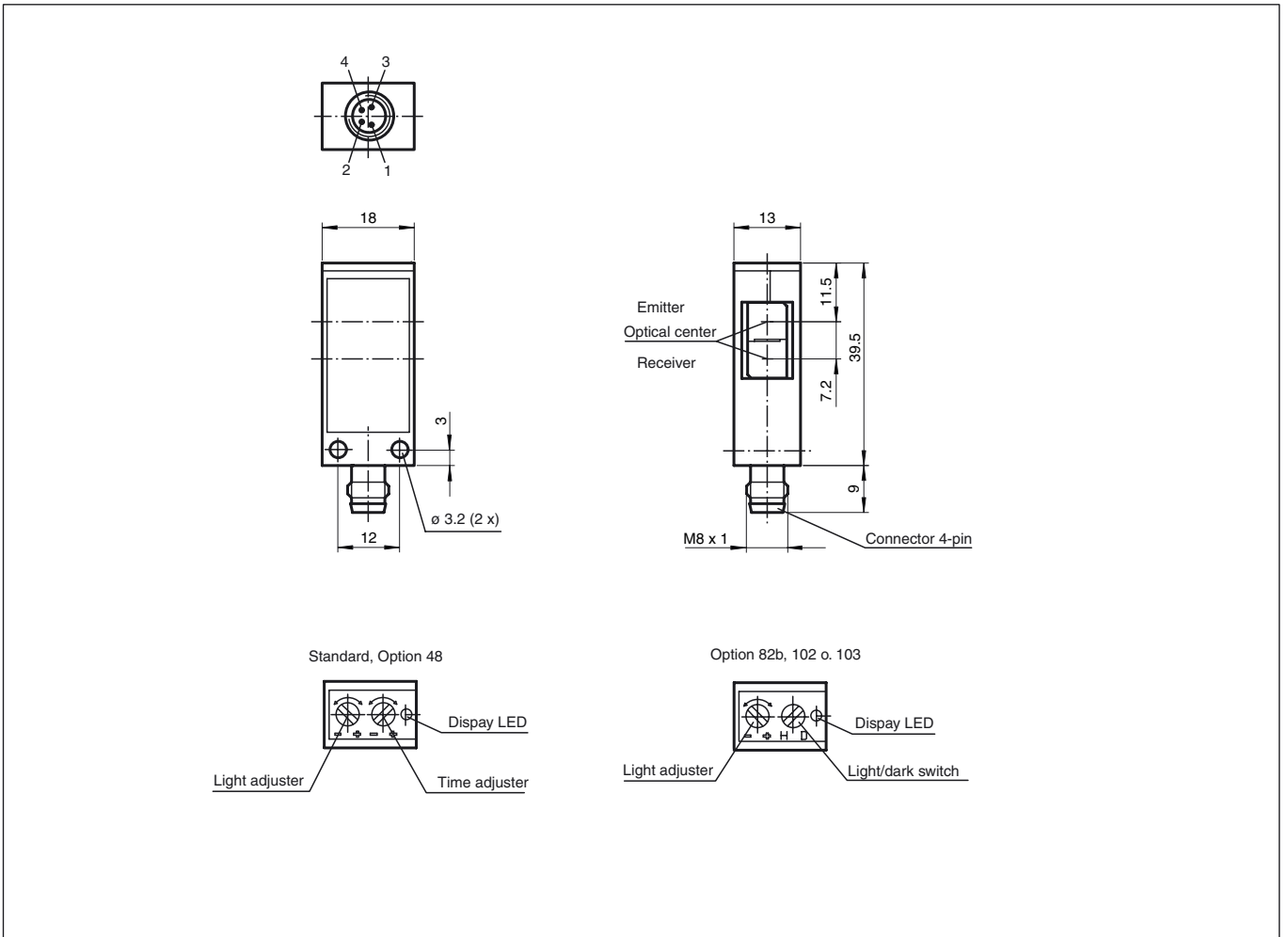
MLV15-6/48/95

Curves/Diagrams

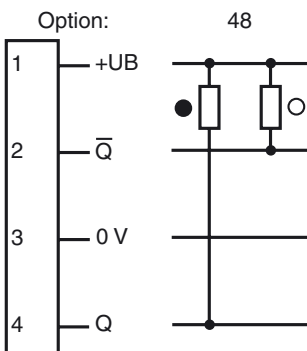


Release date: 2005-05-04 12:32 Date of issue: 2005-07-04 418956_ENG.xml

Dimensions



Electrical connection



○ = light on, ● = dark on

Release date: 2005-05-04 12:32 Date of issue: 2005-07-04 418956_ENG.xml