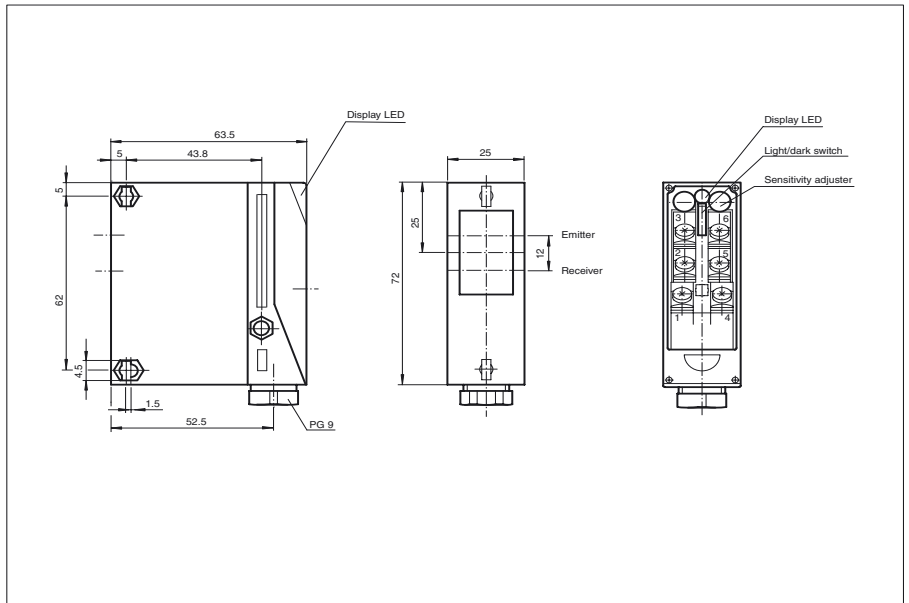




Dimensions



Model Number

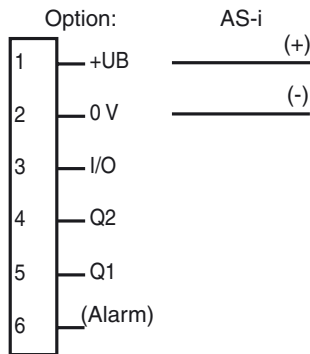
RL25-55-AS-I

Retro-reflective sensor with polarisation filter
with terminal compartment

Features

- Detection range up to 8 m, optional 14 m
- Compact design
- Light/dark switch
- AS-Interface

Electrical connection



- = Light on
- = Dark on

Release date: 2008-04-18 11:21 Date of issue: 2008-04-18 418973_ENG.xml

Technical data

General specifications

Effective detection range	0 ... 4000 mm
Reflector distance	0 ... 4000 mm
Threshold detection range	8 m (with C110-2 reflector)
Light source	LED
Approvals	CE, cULus
Reference target	reflector C110-2
Light type	red, modulated light
Diameter of the light spot	approx. 100 mm at a distance of 4000 mm
Angle of divergence	approx. 2 °
Ambient light limit	80000 Lux

Indicators/operating means

Function display	LED green, lights up when light beam is free/flashes when falling short of the stability control
------------------	--

Electrical specifications

Operating voltage	via AS-Interface network
No-load supply current I_0	40 mA

Input

Test input	data bit D3
------------	-------------

Output

Output of the pre-fault indication	data bit D1
Switching type	light/dark switching
Signal output	AS-Interface
Switching frequency f	250 Hz (max. 100 Hz with 31 slaves)
Response time	2 ms

Standard conformity

Standards	EN 60947-5-2
-----------	--------------

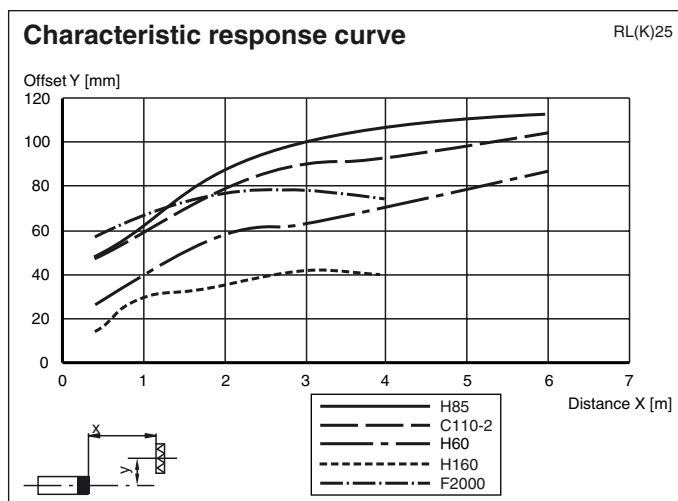
Ambient conditions

Ambient temperature	-20 ... 60 °C (253 ... 333 K)
Storage temperature	-20 ... 75 °C (253 ... 348 K)

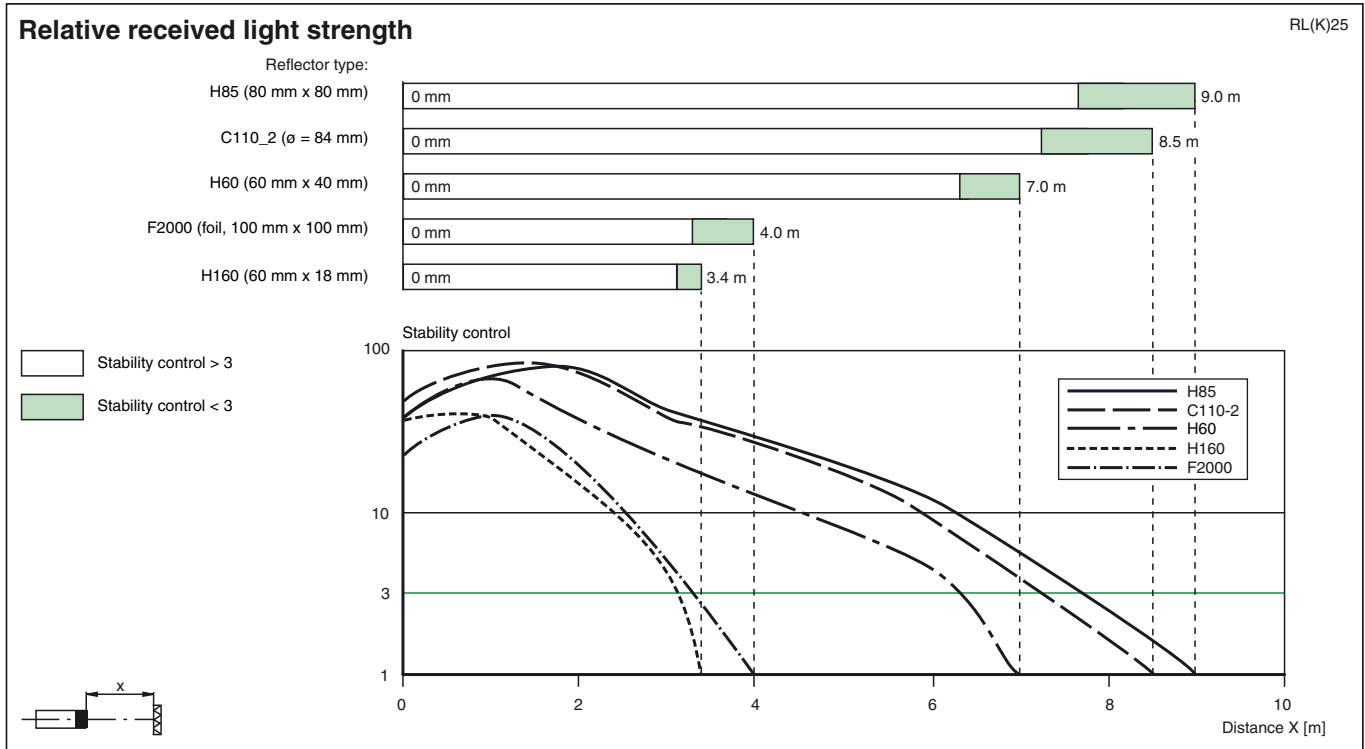
Mechanical specifications

Protection degree	IP65
Connection	terminal compartment
Material	
Housing	Terluran GV15
Optical face	glass
Mass	90 g

Curves/Diagrams



RL(K)25



AS-Interface programming

Slave profile: IO code = 1, ID code = F

Parameter bit

Bit	Type	Device function	Meaning at Host level
P0	parameter	none	none
P1	parameter	inversion of D0	1 = light on (D0 = 1 with receiver lit)(light-dark switching) 0 = dark on (D0 = 0 with receiver lit)
P2	parameter	none	none
P3	parameter	none	none

Data bit

Bit	Type	Device function	Meaning at Host level
D0	input	sensor function	1 = receiver lit (at P1 = 1) 0 = receiver not lit (at P1 = 1) 0 = receiver lit (at P1 = 0) 1 = receiver not lit (at P1 = 0)
D1	input	warning	1 = sufficient stability control (> 3-fold) or receiver not lit (delay time until setting to 1: < 5 s); 0 = insufficient stability control (delay time until setting to 0: < 2 s)
D2	input	functional readiness	1 = device ready for operation 0 = device not ready for operation
D3	output	test function	none

Release date: 2008-04-18 11:21 Date of issue: 2008-04-18 418973_ENG.xml