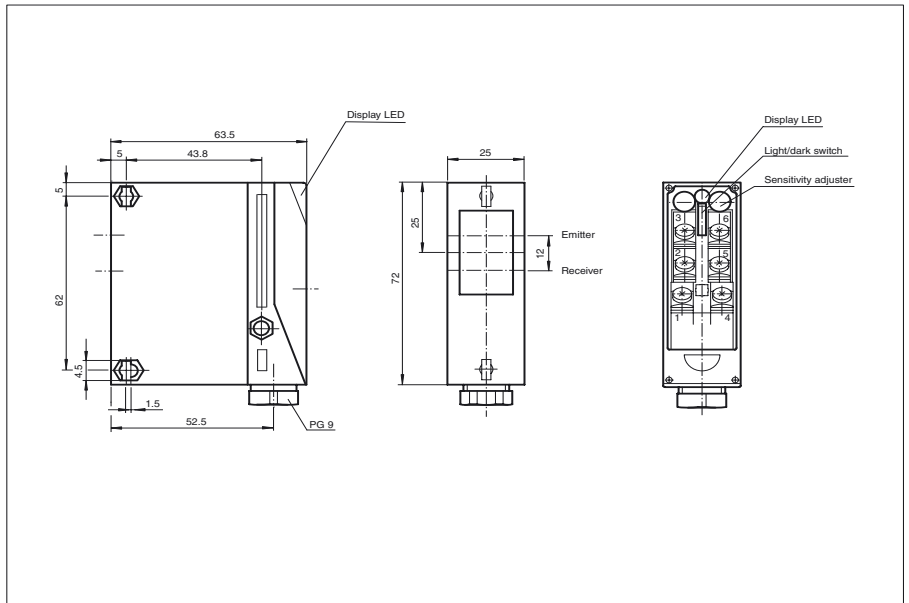




Dimensions



Model Number

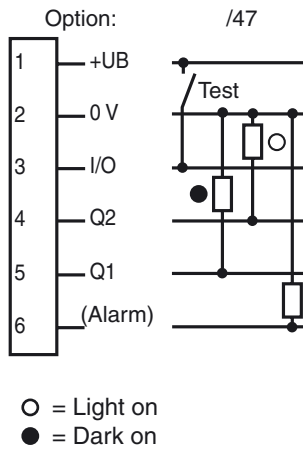
RL25-55/47/116

Retro-reflective sensor with polarisation filter
with terminal compartment

Features

- Detection range up to 8 m, optional 14 m
- Compact design
- Sensitivity adjuster and light-/dark switch
- Pre-fault indication and output
- Test input

Electrical connection



Release date: 2007-09-21 11:07 Date of issue: 2007-09-21 418985_ENG.xml

Technical data

General specifications

Effective detection range	0 ... 4000 mm
Reflector distance	0 ... 4000 mm
Threshold detection range	8 m (with C110-2 reflector)
Light source	LED
Approvals	CE, cULus
Reference target	reflector C110-2
Light type	red, modulated light
Diameter of the light spot	approx. 100 mm at a distance of 4000 mm
Angle of divergence	approx. 2 °
Ambient light limit	80000 Lux

Indicators/operating means

Function display	LED green, lights up when light beam is free/flashes when falling short of the stability control
Operating elements	sensitivity adjuster
Operating elements	Light/dark switch

Electrical specifications

Operating voltage	10 ... 30 V DC
Ripple	10 %
No-load supply current	I_0 40 mA

Input

Test input	Emitter deactivation
------------	----------------------

Output

Output of the pre-fault indication	1 pnp
Switching type	Light/dark ON, switchable
Signal output	2 pnp, antivalent, short-circuit proof, protected against reverse polarity
Switching voltage	30 V DC
Switching current	max. 200 mA
Switching frequency	f 250 Hz
Response time	2 ms

Standard conformity

Standards	EN 60947-5-2
-----------	--------------

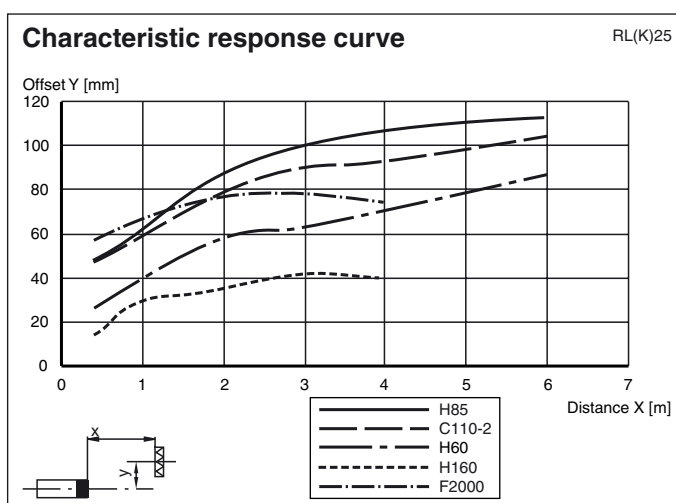
Ambient conditions

Ambient temperature	-20 ... 60 °C (253 ... 333 K)
Storage temperature	-20 ... 75 °C (253 ... 348 K)

Mechanical specifications

Protection degree	IP65
Connection	terminal compartment
Material	
Housing	Terluran GV15
Optical face	glass
Mass	90 g

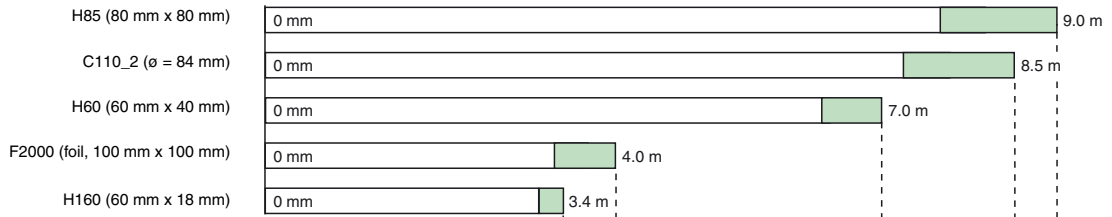
Curves/Diagrams



RL(K)25

Relative received light strength

Reflector type:



Stability control > 3
 Stability control < 3

